



myAir™



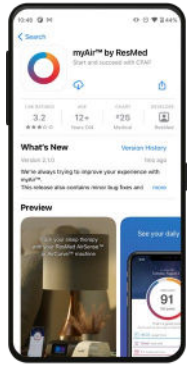
ResMed myAir™ is the app that accompanies your ResMed CPAP machine!

It's an easy-to-use online support program and app available for ResMed AirSense™ and AirCurve™ machines that makes it easy to get started and comfortable with therapy, track your progress, resolve common issues and get coaching support tailored to your needs.* It's like having your own personal sleep coach!



Getting started with myAir is easy

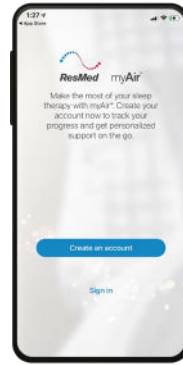
» **Before appointment:** Create and activate your myAir account.



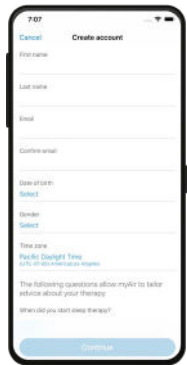
- ① **Download the myAir by ResMed app**
Scan the QR code below using your smartphone camera or download from the [App Store](#) or [Google Play](#)



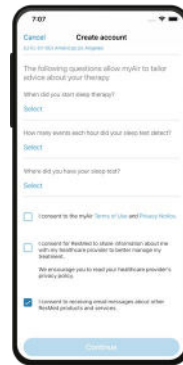
Scan me!



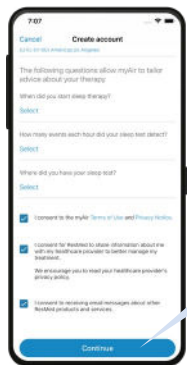
- ② **Open the app**



- ③ **Create an account**
- Select location (United States)
 - First, last name
 - Email, confirm email
 - Date of birth
 - Gender
 - Time zone
 - Pre-sleep therapy questions (optional)



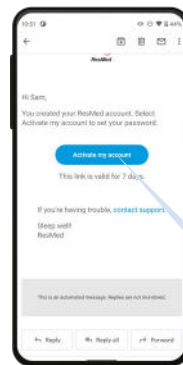
- ④ **Scroll down to complete consents**
- Check consent to myAir Terms of Use and Privacy Notice (required) ([click on the blue phrases in the app to read](#))
 - Check consent for ResMed to share information about you with your healthcare provider to better manage your treatment (recommended)
 - Check consent to be informed about ResMed products and services (recommended)



- ⑤ **Click the Continue button**

- I consent for ResMed to share information about me with my healthcare provider to better manage my treatment.
We encourage you to read your healthcare provider's privacy policy.
- I consent to receiving email messages about other ResMed products and services.

Continue

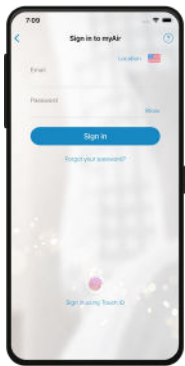


- ⑥ **Check your email**
- **Activate your account** by clicking the link in the email from ResMed (if you don't see the email, check your spam or junk folder)
 - Enter and confirm password ([make it easy to remember!](#))
 - Please bring your smartphone with the app already downloaded to your setup appointment

Activate my account



» **During appointment:** Enter CPAP machine and mask information.



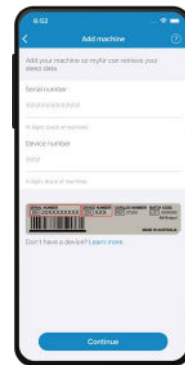
① **Sign in to the myAir app with your email and password**



② **Select your machine**
The clinician doing your set-up will let you know which machine you'll be getting – wait for this information before you select your machine



③a **For AirSense 11 machines**
1. Add CPAP machine
Enter the 4-digit key displayed on the AirSense 11 touchscreen to complete Bluetooth™ pairing†
2. Add mask
Select brand, model, cushion type (if applicable)
3. Select "Show me how" to follow steps for Personal Therapy Assistant to get help with setup (Machine setup, Mask setup, Test drive)



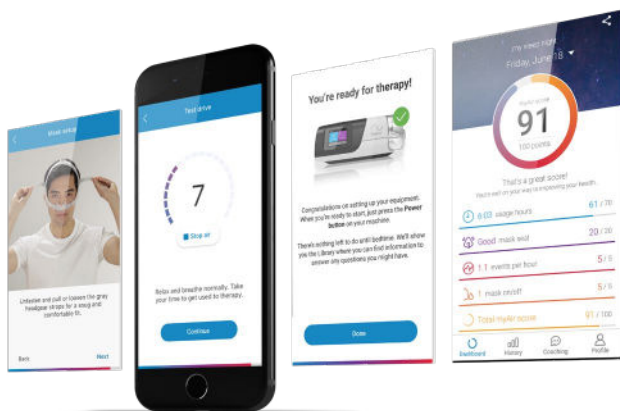
③b **For AirSense 10 or AirCurve 10 machines**
1. Add CPAP machine:
Enter 11-digit serial number (on back of machine)
Enter 3-digit device number (on back of machine)
2. Add mask
Select brand, model, cushion type (if applicable)

Start using myAir!

Starting the night after you complete your myAir account setup, you can access your:

- Daily sleep score and history to track progress
- Helpful videos
- Therapy tips

All of these features can help you get comfortable and succeed with your therapy! Be sure to check your myAir score daily to see your progress!





Visit [ResMed.com/myAir](https://www.resmed.com/myAir) to learn more.

* The myAir by ResMed app is available in English in the US.

† Requires Bluetooth to be turned on in smartphone settings

Distributed by ResMed Corp, 9001 Spectrum Center Boulevard, San Diego, CA 92123 USA. (858) 836-5000 or (800) 424-0737 (toll-free). See ResMed.com for other ResMed locations worldwide. AirCurve, AirSense and myAir are trademarks and/or registered trademarks of the ResMed family of companies. Android and Google Play store are trademarks of Google, Inc., registered in the US and other countries. Apple and the App Store are trademarks of Apple Inc., registered in the US and other countries. Bluetooth is a trademark of Bluetooth SIG, Inc, registered in the US and other countries. Specifications may change without notice. For patent and other intellectual property information, see ResMed.com/ip. © 2021 ResMed. 10112667/1 2021-10